

Dimensioned Unit

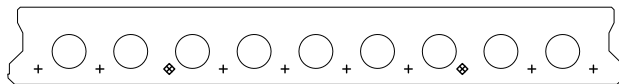


Grout Area=5335mm²

Unit Area= 174455mm²

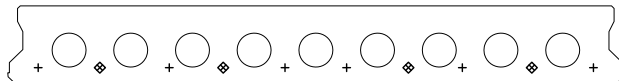
1 Void Area= 3421mm²

Actual Area= 143666mm²



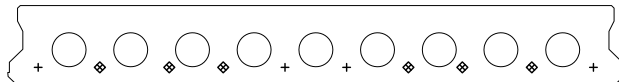
Configuration 2c+8a

Schedule 2s+8w



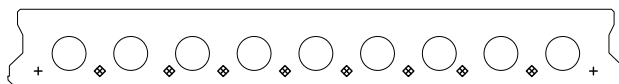
Configuration 4c+6a

Schedule 4s+6w



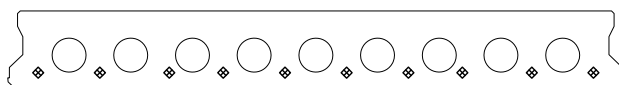
Configuration 6c+4a

Schedule 6s+4w



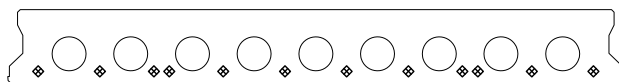
Configuration 8c+2a

Schedule 8s+2w



Configuration 10c

Schedule 10s



Configuration 12c

Schedule 12s

MILBANK

CONCRETE PRODUCTS

Earls Colne Business Park, Earls Colne,
 Colchester, Essex, CO6 2NS

Tel: 01787 223931

Key

a=5mm Wire(+)

b=7mm Wire(x)

c=9.3mm Strand(◇)

d=12.5mm Strand(○)

PS-150H

January 2014