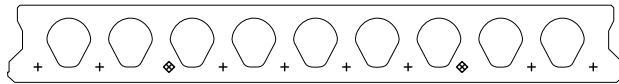


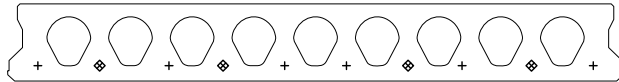
Dimensioned Unit

Grout Area=5335mm²
 Unit Area= 174455mm²
 1 Void Area= 5936mm²
 Actual Area= 121031mm²



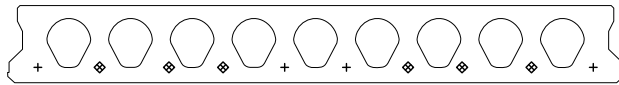
Configuration 2c+8a

Schedule 2s+8w



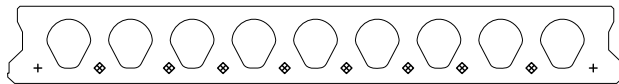
Configuration 4c+6a

Schedule 4s+6w



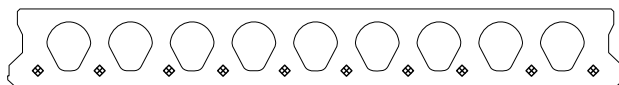
Configuration 6c+4a

Schedule 6s+4w



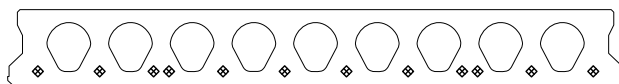
Configuration 8c+2a

Schedule 8s+2w



Configuration 10c

Schedule 10s



Configuration 12c

Schedule 12s

MILBANK
 CONCRETE PRODUCTS

Earls Colne Business Park, Earls Colne,
 Colchester, Essex, CO6 2NS

Tel: 01787 223931

Key

a=5mm Wire(+)
 b=7mm Wire(x)
 c=9.3mm Strand(◊)
 d=12.5mm Strand(o)

PS-150L

January 2014