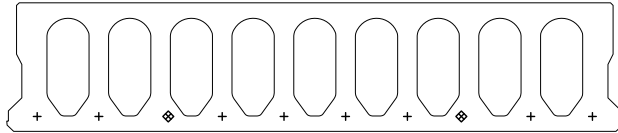
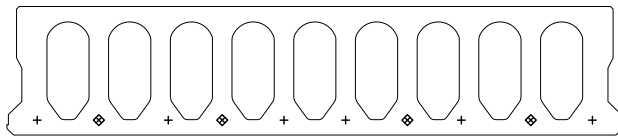


Dimensioned Unit

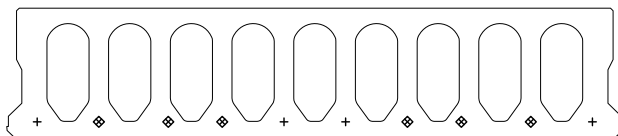
Grout Area=9935mm²
 Unit Area= 289854mm²
 1 Void Area= 13816mm²
 Actual Area= 165510mm²



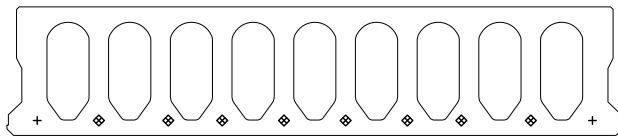
Configuration 2c+8a
 Schedule 2s+8w



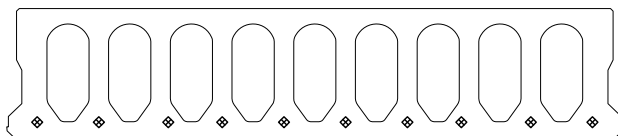
Configuration 4c+6a
 Schedule 4s+6w



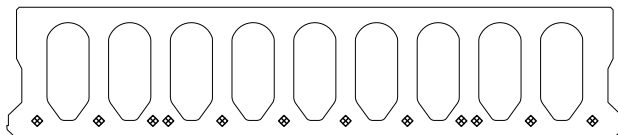
Configuration 6c+4a
 Schedule 6s+4w



Configuration 8c+2a
 Schedule 8s+2w



Configuration 10c
 Schedule 10s



Configuration 12c
 Schedule 12s

MILBANK
CONCRETE PRODUCTS

Earls Colne Business Park, Earls Colne,
 Colchester, Essex, CO6 2NS

Tel: 01787 223931

Key

- a=5mm Wire(+)
- b=7mm Wire(x)
- c=9.3mm Strand(⊕)
- d=12.5mm Strand(⊙)

PS-250

January 2014