

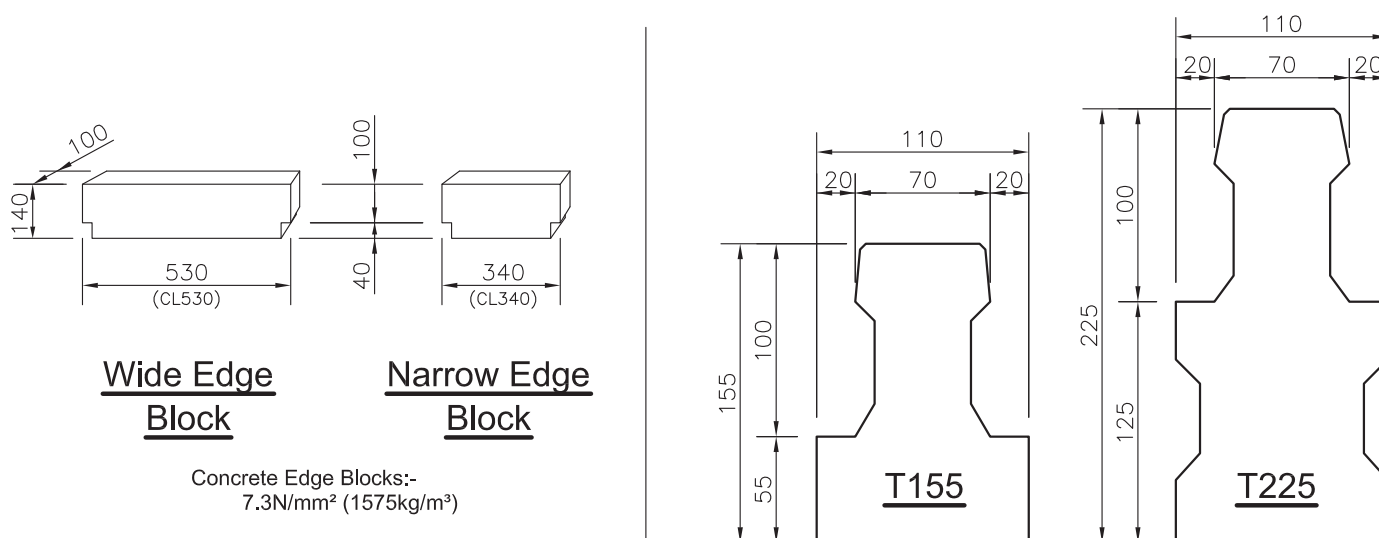
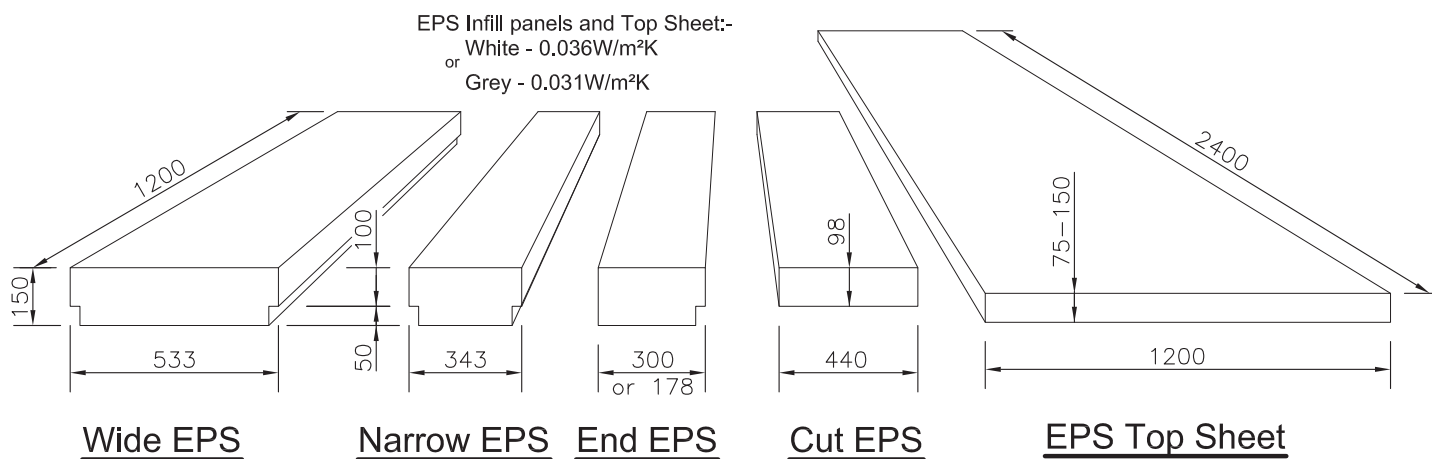
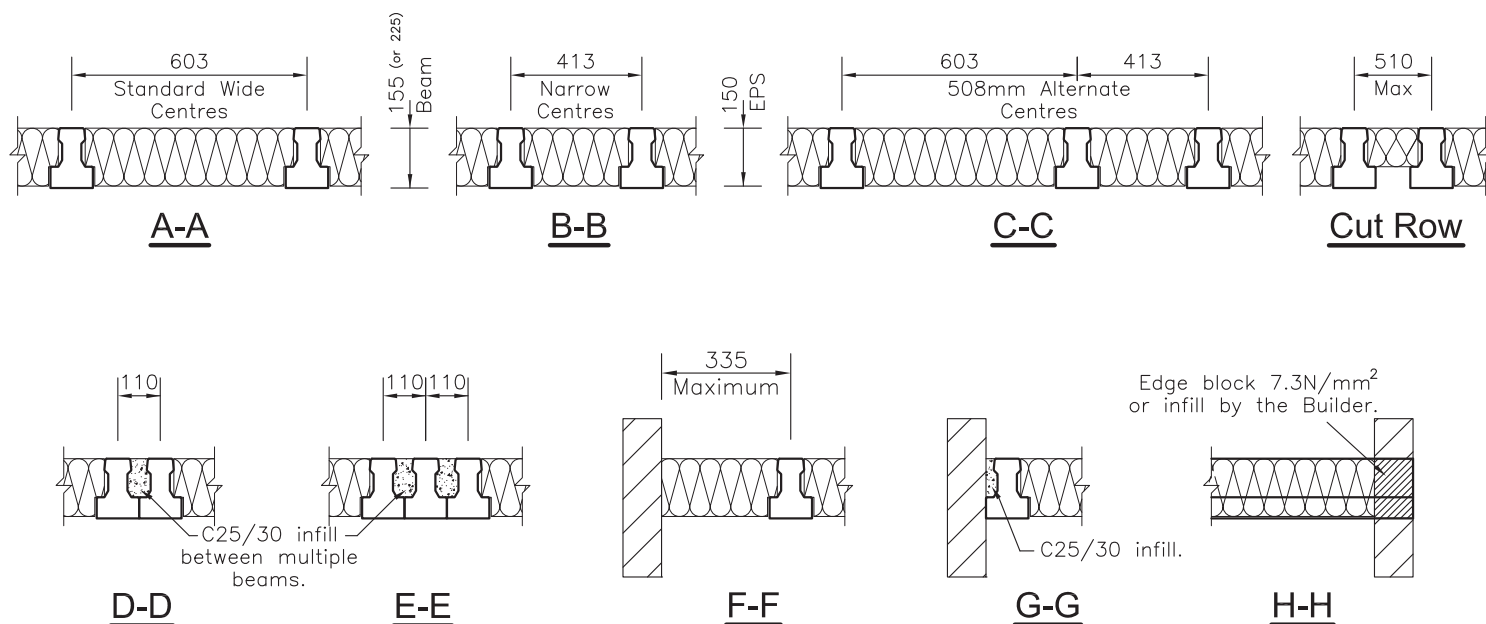


Earls Colne Business Park, Earls Colne,
Colchester, Essex, CO6 2NS

Tel: 01787 223931

Email: estimating@milbank.co.uk

Email: design@milbank.co.uk





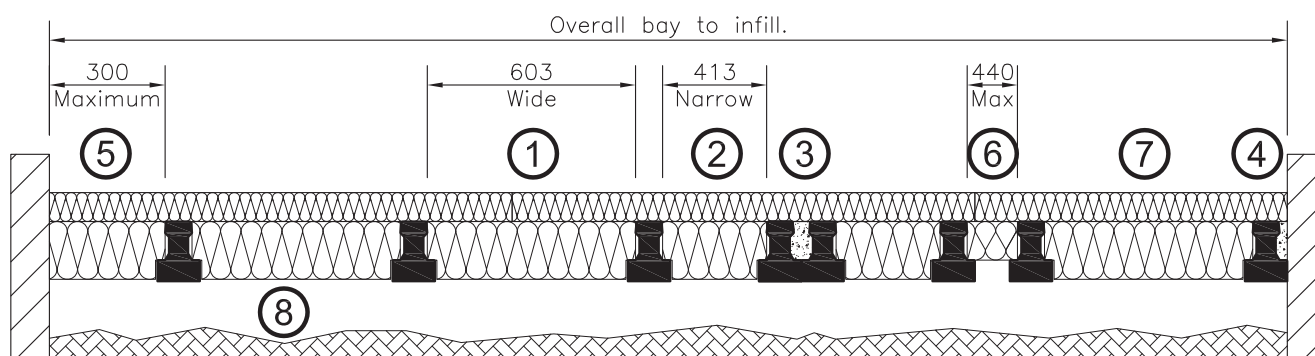
Earls Colne Business Park, Earls Colne,
Colchester, Essex, CO6 2NS

Tel: 01787 223931

Email: estimating@milbank.co.uk

Email: design@milbank.co.uk

WarmFloor Pro Installation Information.



Annotation.

1. Standard 533mm infill panel, either white or grey EPS 1200mm long, but can be cut down to 300mm minimum.
2. Narrow 343mm infill panel, either white or grey EPS 1200mm long, but can be cut down to 300mm minimum.
3. Multiple beams, C25/30 concrete infill between beams is required.
4. Beam placed tight against wall, grout infill between wall and beam is required.
5. Starter Block 300mm, but can be cut down to fit bay size if Make-up panel not used.
6. Make-up panel 440mm wide x 98mm deep, cut down to fit bay size (if required).
7. TopSheet 1200mm x 2400mm, either white or grey EPS, cut to fit room dimensions.
8. 150mm Minimum void.

Edge Blocks. Either 530mm or 340mm, used at bearings to infill between beams but not used to set-out.

Specification of structural concrete toppings

The overall depth of concrete topping above the services is to be 75mm.

For standard concrete, the slump should be Class S3 (100 to 150 mm) or S4 (for spot samples taken from initial discharge, 140 to 230 mm).

The fibres listed below can be used within a C28/35 standard concrete with maximum 20 mm aggregate or C28/35 self-compacting concrete with maximum 10 mm aggregate.

Reinforcement

1. One layer of A142 mesh placed at mid height of the concrete slab.
2. Novomesh B&BA(steel), dosage rate 17.5kg/m³, steel flat end, steel fibres, fibre length 50mm, diameter 1.0mm, tensile strength 1,150N/mm².
3. Novomesh B&BA(macro polymer and micro polyolefin), dosage rate 3.84kg/m³, shape of macro fibre: continuously deformed 60mm long, 0.56mm diameter, tensile strength 600N/mm², modulus of elasticity 7,000N/mm².
4. Adfil SF86 (steel fibre), dosage rate 13.33 kg/m³, 60mm long, diameter 0.75mm, tensile strength 1225N/mm², modulus of elasticity 200,000N/mm².
5. Durus Easy Finish (macro-polymer fibre), dosage rate 3.00kg/m³, 40mm long, 0.7mm equivalent diameter, tensile strength 470N/mm² modulus of elasticity 6,000N/mm².

